

## TECHNICAL SPECIFICATIONS

### Electrical features

Power supply	48...400 Vac 50/60 Hz
Power consumption	6 VA: (0,5 VA without activated beacons)
Type of output	Frequency (pulses)
Output features	See annex
Relay output (optional)	250 Vac / 3A

### Measurements

Range	3-180 km/h
Starting speed	8 km/h
Survival speed	200 km/h

### General Features

Bearings	Stainless steel X65Cr13
Type of connection	10 m cable (3x1,5mm <sup>2</sup> )
Sound power level	115 dB
Yellow beacon luminous intensity	>100 cd
Red beacon luminous intensity	>80 cd
Magnet holding power	<90 kg
Weight (with a 10 m cable)	3 kg
Weight (with no cable)	600 g
Dimensions	195x150x270 mm
Working temperature (ice free)	-20°C +60°C
EMC	EN 61000-6-2:2001 EN55022:2001, Class B
Protection	IP55 (UNE 20324:1993) IK08 (UNE-EN 50102:1996)

## REFERENCES AND ACCESSORIES

### References

0106010211	SAG-105WR NE
0106010215	SAG-105WR OUT.PULSES OUT.RELAY NE
0106010216	SAG-105WR OUT.PULSES NE
0106010217	SAG-105WR OUT.PULSES OUT RELAY NE (no cable)
0106010219	SAG-105WR NE (no cable)
0106010207	SAG-105WR INPUT 12Vdc
0106010208	SAG-105WR INPUT 24Vdc
0106010209	SAG-105 WR INPUT 24Vdc OUT.PULSES OUT. RELAY
0106010210	SAG-105 WR INPUT 12Vdc OUT.PULSES OUT. RELAY

\*For other references, please contact us.



# SAG-105WR

**SAG105 range.**  
Anemometric alarm for cranes.

Wind speed sensor with sound and light alarms. Designed in accordance with ITC MIE-AEM-2, from the elevation and maintenance apparatus regulations regarding tower cranes in construction works and other applications.

**Measuring range up to 180 km/h**

**Beacon with sound and light alarm included**

**Stainless steel bearings**

**Power supply: from 48 to 400Vac**



Certificado E201129



## OPERATION

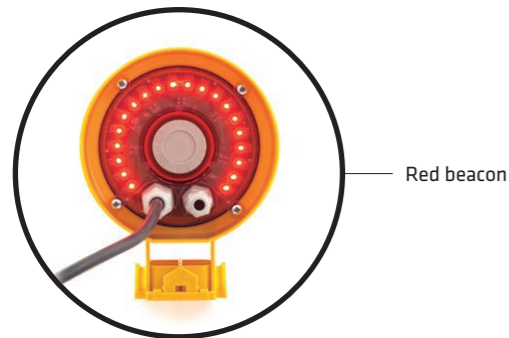
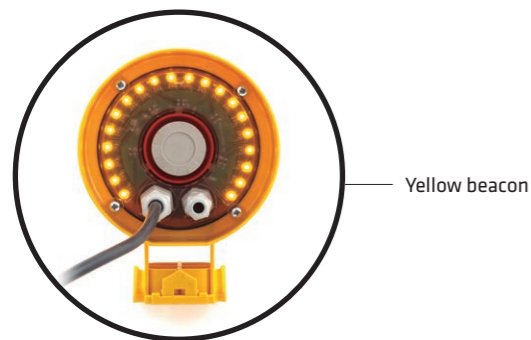
The device performs under the ITC MIE-AEM-2 guidelines. Intermittent pre-alarm activation at 50km/h and continuous alarm activation at 70km/h.

The unit includes the possibility of reducing the alarm trigger values to increase safety.

The pre-alarm intermittently activates the yellow beacon light and the siren. It is activated when the wind speed is between the chosen values, normally 50 km/h – 70 km/h.

The continuous alarm activates the red beacon light and the siren when the wind speed exceeds the maximum value (normally 70km/h). The alarm latching can be configured so that it can only be deactivated by cutting off the power supply.

SAG-105WR is supplied with a 3x1.5 1000 V cable according to Low Voltage Regulations. IED's design and production process are in accordance with ISO 9001.



## POWER SUPPLY

- SAG-105WR is supplied with a 3x1.5 1000 V cable according to Low Voltage Regulations. IED's design and production process are in accordance with ISO 9001.

- Range power supply: from 48 to 400Vac.


## ANEMOMETRIC SENSOR



The device is a single and compact set that consists of a wind sensor, the electronics and a sound and light beacon. It requires minimal installation.


## FIXATION (CLAMPS AND MAGNETS SUPPLIED)

### Clamps fixation



Zinc plated steel clamps that can be fixed to irregular parts measuring up to 63 x 45 mm.

### Magnets fixation



Fixation magnets for flat ferromagnetic surfaces. The magnet fixation system can support up to 90 kg.

## OTHER OPTIONS

### Wind tunnel calibration certificate

An individualized certificate for each device is provided.

### Pulses output

The device can be supplied with a pulses output to be connected to a display or a PLC (please, see our WM44 range displays).

### Integration with remote control

Suitable to view wind speed on the remote control.

### Relay output

To drive other mechanisms or alarm signals. Crane power supply automatic cut-off when the alarm is triggered is not recommended since it might lead to overstress in the crane structure.

## ALARM AND PRE-ALARM ADJUSTMENT

Default configuration: [Sw1 OFF], [Sw2 OFF], [Sw3 OFF], [Sw4 OFF].



**Switch 1**  
(ON) Continuous alarm latching.  
(OFF) Non-latching.



**Switch 4**  
Factory adjusted. Must NOT be manipulated.

Switches 2 and 3 configure the values of the alarm and pre-alarm.

	Pre-alarm	Alarm	
	50km/h	70km/h	<b>Pre-alarm.</b> It activates intermittently the yellow beacon light and the siren. Activation at 50 km/h. <b>Alarm.</b> It activates the red beacon light and the siren permanently. Activation at 70 km/h. <i>This configuration meets the requirements of ITC MIE-AEM-2.</i>
	20km/h	30km/h	<b>Pre-alarm.</b> It activates intermittently the yellow beacon light and the siren. Activation at 20 km/h. <b>Alarm.</b> It activates the red beacon light and the siren permanently. Activation at 30 km/h.
	30km/h	40km/h	<b>Pre-alarm.</b> It activates intermittently the yellow beacon light and the siren. Activation at 30 km/h. <b>Alarm.</b> It activates the red beacon light and the siren permanently. Activation at 40 km/h.
	42km/h	70km/h	<b>Pre-alarm.</b> It activates intermittently the yellow beacon light and the siren. Activation at 42 km/h. <b>Alarm.</b> It activates the red beacon light and the siren permanently. Activation at 70 km/h.